


# Examination Guide

## 2025-26



St LUKE'S  
Church Of England School




### What is covered in this guide?

The purpose of this guide is to set out information for students and their parents in Year 10 & 11 at St Luke's. It is our aim to make the examination experience as stress free and successful as possible for all candidates. Please read it carefully so that you are aware of the examination regulations and the procedures to following during and after the exams. If you have any questions please email [exams@stlukescofe.school](mailto:exams@stlukescofe.school)

### PARENT INFORMATION

In many ways Years 10 and 11 are the most important years of a student's education. This guide outlines why and suggests ways you can support your child at this important time.

Year 11 is the final year of compulsory education and results gained in this year will help frame the rest of each student's life. Students have already begun their Level 2 courses (GCSEs and Technical awards in most subjects) and you will be aware from this of the demands of KS4. Year 10 will have given students a clear idea of what it is like to follow an individual curriculum and students should by now realise it is vital that they are able to organise themselves, their time and their work, to meet deadlines and work to the very best of their ability.



### Why is Year 11 so important?

- Year 11 has always been a very pressured time for students; in the past, most subjects finished with examinations in June making revision vital for success. On-going assessments though and Technical portfolios now mean hard work is vital through Year 10 and Year 11 to avoid major disappointment.
- Your child will be studying Key Stage 4 (Level 2) courses. These either will be GCSE or Technical qualifications, which allow students to study at the next level or to take up higher level apprenticeships in the future.
- Technical courses are mainly 'coursework' based with an additional external assessment element that may be in the form of a written paper, set task or on-line test. The 'coursework' assessment is through teacher-set-assignments throughout the course so every task completed is a vital part of the final assessment.
- GCSEs are now linear meaning that all units have to be taken at the end of the course in Year 11.
- For both types of qualification, the deadlines are set by the exam board not the school so missing a final deadline will mean sacrificing all the marks for a section of the course.



### Why does it matter?

- Achieving Level 2 qualifications allows students to choose from a far wider range of post 16 courses, apprenticeships etc. Employers see this as being the level students need to reach to be considered literate and numerate in the workforce.
- In order to give each student, the best possible chance of succeeding in life and fulfilling their potential, we are committed to helping as many as possible to reach this level, but it is only possible if students take their education seriously from the beginning of Year 11. Your help as parents in this can be invaluable. For details see the following sections.




## How can I help my child achieve their best this year?

Parents often ask how they can best help their child. The ideas below give some specific advice – the most important thing, however, is often simply to be aware of the issues and concerns your child may have by talking to them about school, emphasising the importance of doing their best and offering challenge and support as they are needed.

A circular icon with a blue background and a yellow banner across the middle that says "SUPPORT" in red capital letters. There are small red hearts on either side of the banner.

## Examination Dates/Controlled Assessments Deadlines

A circular icon showing a yellow and white calendar with a purple clock and a checklist on it.


Students will be given details of exam entries via their subject teacher and the issue of the individual exam timetable when entered for any examinations. Controlled Assessment tasks set during Years 10 and Year 11 and the deadline for each one will be notified by individual subject teachers. A Warning to Candidates notice available on the St Luke's School website also advises about what you can and cannot do when sitting examinations and completing controlled assessments. Some people find it helpful to write these dates onto a calendar at home to help identify pressure points and help avoid leaving too many pieces of work to be completed at the same time and to ensure deadlines are met.

## Punctuality to Examinations

The published starting time for all morning examinations is 9.00am and 1.30pm for all afternoon examinations. It is vital that students arrive on time. As parents it can be really helpful if you ensure your child is up in plenty of time and that they are well rested, fed and hydrated during the exam period. The exact time for exams will be on student's exam timetables.



## Examination Preparation

A circular icon showing a girl with brown hair sitting at a desk, reading a book under a pink lamp.


Everyone learns differently but students often find preparing for examinations hard. Let your child explore different ways of learning but be supportive of their efforts, ensure they are realistic about putting in enough work for each exam without becoming stressed or anxious and talk to them about what works for them after each exam to help them improve their preparation for the next one.

## Time Management

A list of exam dates will be posted on the St Luke's School website and students need to manage their time sensibly. This is something many students find very difficult; often leaving coursework until the last moment and not following advice given in school about breaking tasks down and spreading them over the whole time allowed. Talking to students about tasks set and starting work on them immediately may help to avoid panic and underachievement later.



## Resources

A circular icon showing a stack of colorful books, a pencil, and a checklist with the word "EXAM" written on it.

Students will need to be fully equipped for lessons with writing equipment etc as well as specialist equipment in some areas. They will often need to carry coursework to and from school and so should come equipped with a bag large enough to carry an A4 folder every day.

## Communications

If you have any concerns about your child's progress then please do not hesitate to contact the school (01392 204600). You may wish to discuss general issues with your tutor or specific subject matters with individual teachers. An early call will often avoid major problems.



## Holiday During Term Time

Please do not make any plans for family holidays or any other known absence from school, including dental or medical appointments. We do not yet have dates for the practical or exam sessions for 2025/2026 as these are dependent on the awarding bodies, a provisional timetable will be available on the school website.



Examinations are expected to continue until Wednesday 24<sup>th</sup> June 2026, so you should not make any plans for holidays before this date. Since Years 10 and 11 are such critical years for all students, and full attendance is vital for exam success, we would not normally expect students and families to plan any term-time holidays during this year. The official leaving date for Year 11 is Friday 26<sup>th</sup> June 2026.

## EXAMINATIONS - THINGS YOU NEED TO KNOW

Exam times are very important times in your life at St Luke's. The examinations that you will be taking this year will influence what you do in the future, so it is very important that they run as smoothly as possible.

There are a number of rules and regulations for examinations that you must be aware of (most of these rules are set by the awarding bodies, not by the school).

IF YOU DO NOT FOLLOW THESE RULES THEN IT IS POSSIBLE THAT YOU COULD BE DISQUALIFIED FROM YOUR EXAMINATIONS, SO PLEASE MAKE SURE THAT YOU READ THE FOLLOWING INFORMATION CAREFULLY.

**UNIFORM** - Full school uniform **MUST** be worn, including black shoes.

**TIMETABLES** - Please check your individual candidate timetable carefully. If there are ANY mistakes (e.g. name, date of birth, exam entry etc.) you **MUST** tell your subject teacher immediately. Mistakes that are not spotted at this stage could mean that your certificate is incorrectly printed later.

Check each examination date carefully, and check to see if the examination is in the morning or the afternoon. If there is an examination on the timetable that you were not expecting to take (e.g. if you know you have already dropped or been withdrawn from a subject) you **MUST** tell the subject teacher immediately.

Make sure you know which room and seat you need to go to for each examination (your room and seat number will stay the same for most exams). Extra time will not be permitted if you have simply misread your timetable. Take special note of any re-arrangements due to a timetable clash.

**YOU ARE RESPONSIBLE FOR CHECKING YOUR EXAMINATION TIMETABLE. IF YOU LOSE YOUR TIMETABLE, ASK YOUR TUTOR OR THE EXAMS OFFICER FOR A NEW ONE**



**LOCATION OF EXAMINATIONS** - Most examinations will take place in the Main Hall, and the Exam corridor will also be used at certain times. Your individual timetable will state where your examination will take place.

**ATTENDANCE AT EXAMINATIONS** - Unless otherwise stated on your timetable, all examinations at St Luke's start at 9.00am for the morning papers and 1.15pm for the afternoon papers. You should aim to be at school no later than 30 minutes prior to the start time of their examination. Please line up in your rows and wait quietly outside your exam room or in the outside area until you are invited to enter the room by the examination invigilators.



You will be told when you are allowed to enter the examination room and you **MUST** sit at the desk that has been allocated to you and indicated on your timetable, unless the invigilator instructs otherwise. **IF YOU DO NOT SIT IN THE CORRECT SEAT THE INVIGILATOR COULD MARK YOU AS ABSENT.** You are **NOT** allowed to enter the examination room before the exam time.

Candidates who arrive late for an examination may still be admitted but will not receive any additional time. If special consideration applies then you must speak to the Exams Officer, Mrs Goodfellow.



**ABSENCE FROM EXAMINATIONS** - You must attend all the examinations on your individual candidate timetable. Misreading the timetable will not be accepted as a satisfactory explanation for absence. You will receive a bill of £45 or more if you do not attend an examination that has been paid for by the school.

If you are ill, come in and sit the exam anyway if possible. Not sitting the exam will always result in a lower final grade.

If you miss an examination through illness or are unwell during the examination, make sure you see a doctor the same day to get a medical note and pass this to Main Reception to give to the Exams Officer, within three days. It may be possible to apply, under certain circumstances, to the exam board for Special Consideration. If you do miss an exam it is important to contact Main Reception who can tell the Exams Officer on the same day to let her know why you are not present.



**BEHAVIOUR IN THE EXAM ROOM** - Firstly, make sure you have visited the toilet before entering the exam room. You must be silent at all times when you are in the exam room. This includes when you enter and leave. If you need assistance, put your hand up clearly and wait for an invigilator to attend to you. Once you have entered the exam room, you have to be escorted at all times if you need to leave. Please do not write on exam desks. It is regarded as vandalism and you will have to pay for any damage.



Listen carefully to instructions and notices read out by the invigilators – there may be amendments to the exam paper that you need to know about

Check you have the correct question paper – check the subject, paper and tier of entry.

Read all instructions carefully and number your answers clearly.

You will not be allowed to leave an examination early if you have finished your work.

**CANDIDATE NAME** - Candidates are entered under the name format of (Legal) First Name, middle name + (Legal) Surname, e.g. Adam John Smith. The legal surname that the student is registered with at the school is the one that will appear on the exam certificates.

**EXAM / CANDIDATE NUMBER** - You will be given a 4-figure reference number that refers only to you. You need to remember this number, as you will write it on all your examination papers.

**ID CARDS** - Photographic ID cards are put on the table in front of you this also includes your exam number and centre number. This is a requirement of the Awarding boards. Please do not deface these cards.

**BAGS, BOOKS, NOTES AND VALUABLES** - You are not allowed to keep any bags, books or notes with you in the examination room and these will be locked away in the Exams cupboard outside the hall, or preferably at home. Please do not bring valuables with you when you come into school for an examination.

**MOBILE PHONES, WATCHES, ELECTRONIC COMMUNICATION OR STORAGE DEVICES, AIR PODS/EARPHONES** - Mobile phones, electronic communication or storage devices such as iPods, MP3/4 players, reading pens, watches, which have a data storage device any other products with text or digital facilities, air pods/earphones are not permitted – ideally, don't bring any of these in on examination days. If you must bring equipment in, it must be in a bag that is placed in the Exams cupboard and turned off so it will not ring or make a sound. Any candidate taking a phone or watch to a desk will be reported to the awarding bodies, even if it is turned off. The awarding bodies are very strict on phones and watches, as they can be used as communication devices and may allow cheating. They will disqualify any candidate with a phone or watch on his/her person.

IF A MOBILE PHONE, WATCH, ELECTRONIC COMMUNICATION OR STORAGE DEVICES, AIR PODS/EARPHONES ARE FOUND IN YOUR POSSESSION DURING AN EXAM, EVEN IF IT IS TURNED OFF, THE DEVICE WILL BE TAKEN FROM YOU AND A REPORT MADE TO THE APPROPRIATE AWARDING BODY.

NO EXCEPTIONS WILL BE MADE!


**CHEATING** - If you are caught cheating in any way in an examination, you WILL be reported to the awarding bodies. 'Cheating' means doing anything that is against the rules and this includes:

- Being in possession of a mobile phone/watch/storage device/air pods/earphones
- Using unauthorised aids
- Communicating with other candidates (by talking or otherwise)
- Copying from other candidates

IF CANDIDATES ARE CAUGHT CHEATING, THE EXAM BOARD MAY DECIDE TO PENALISE OR DISQUALIFY YOU.

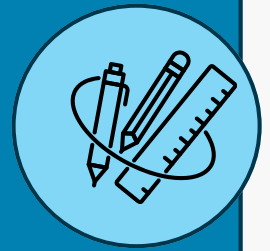
It is your responsibility to read and understand the exam boards' Warning to Candidates' on the school website, outside each exam room and in this guide.

IF THERE IS ANYTHING YOU DON'T UNDERSTAND, ASK YOUR TUTOR, OR TEACHER FOR HELP.



**EQUIPMENT** - You must provide all your own equipment. Borrowing from other candidates is NOT allowed under any circumstances; please put up your hand for an invigilator if you need a replacement pen/pencil etc. You should bring your equipment in a clear plastic bag or transparent pencil case. The following equipment should be brought to EVERY exam:

- 2 pens – BLACK ONLY
- 2 HB pencils
- Ruler (marked with millimetres)
- Eraser
- Compass
- Protractor
- Calculator
- Coloured pencil crayons



YOU ARE NOT ALLOWED TO USE CORRECTING FLUID (TIPPEX ETC)


**CALCULATORS** - Calculators may be in used in most examinations: your subject teacher will tell you if they are not allowed for a particular paper. YOU MUST BRING YOUR OWN CALCULATOR IF YOU NEED ONE. YOU ARE NOT ALLOWED TO USE A MOBILE PHONE AS A CALCULATOR. The awarding bodies do not make any allowances for calculator failure or operational mistakes – YOU are responsible for making sure your calculator works properly. If you are going to buy a new calculator please check with your Maths teacher to see what they recommend.



Calculators must not:

- Be dependent on mains supply (i.e. needs a plug!)
- Have alphabetic keys
- Be programmable
- Have noisy keys which would disturb others
- Use magnetic card input
- Have a permanent memory

If in doubt, buy one from Main Reception.



**DICTIONARIES** - Dictionaries may not be used in examinations unless they are specifically permitted by the subject specification (your teacher will tell you if they are allowed). ELECTRONIC TRANSLATORS ARE NEVER ALLOWED. If English is not your first language, then you may be allowed to use a bilingual translation dictionary in certain examinations. However, this MUST be arranged before the examinations begin. If you think you are eligible to use a bilingual dictionary, see your subject teacher or the Exams Officer.

**BANNED ITEMS** - The following items MUST NOT be brought into any examination room:


- Mobile phones, watches, pagers, organisers, any type of electronic communication or storage device, air pods/earphones
- Calculator case and instruction books
- Headphones, personal stereos, MP3 players, iPods, or any other kind of music storage/playing device
- Watches
- Books, notes, letters, diaries or other printed material



**DRINKS AND FOOD** - You are only allowed to take into the examination room a drink of water in a clear plastic bottle with NO labels/bands on it. If you have a cough then cough sweets can be brought in must in a clear bag with no labels/writing. Chewing gum and any other food or drink is not allowed. You will not be able to leave the examination room to refill a bottle of water.



**END OF THE EXAM** - The invigilators will collect your examination papers before you leave the examination room. Silence **MUST** be maintained during this time. Remember to cross out any rough work. If you have used more than one answer book or loose sheets of paper place it inside the original exam paper. For those of you who have a scribe or use a laptop then please ensure the correct form has been filled in for each of these and that they too are placed inside the original script. Question papers, answer booklets and additional paper must **NOT** be taken from the examination room. You will be dismissed from the examination row by row, and may be told which door to use. Collect your own bag from the cupboard and no one else's. Leave the exam area straight away. Do not wait for others in this area. You must remain silent until you are away from the exam room.



**IN THE EVENT OF AN EMERGENCY** - If the fire alarm sounds during an examination the examination invigilators will tell you what to do. Don't panic. If you have to evacuate the room you will be asked to leave in silence and in the order in which you are sitting. You will be escorted to a designated assembly point (rugby pitch). Leave everything on your desk. You must not attempt to communicate with anyone else during the evacuation. When you return to the exam room do not start writing until the invigilator tells you to. You will be allowed the full working time for the examination and a report will be sent to the awarding body detailing the incident.

**INVIGILATORS** - The school employs external invigilators to conduct the examinations. Students are expected to behave in a respectful manner towards all invigilators and follow their instructions at all times. Invigilators are in the examination rooms to supervise the conduct of the examination. They will distribute and collect the examination papers, tell candidates when to start and finish the examination, hand out extra writing paper if required and deal with any problems that occur during the examination, for example if a candidate is feeling ill. **Please note that invigilators cannot explain the questions to you.** Pupils who are disruptive or behave in an unacceptable manner will be removed from the examination room by invigilators and members of the Senior Leadership Team.



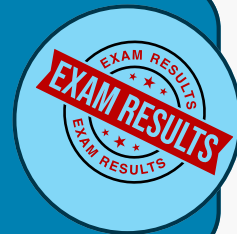
**ACCESS ARRANGEMENTS** - Access arrangements are agreed and processed at the start of the course. Access arrangements put in place must reflect the support given to a candidate in School and has to be their 'normal way of working'. A history of support and provision has to be evidenced by the School. The arrangement is not able to be granted to the candidate at the time of their examinations. A doctor's note produced at the time of the examinations, for whatever reason, IS **NOT** sufficient evidence to warrant the implementation of an access arrangement.



Access arrangements have to be applied and processed on-line and approved, and the evidence of need must be made available for inspection by the JCQ Centre Inspection Service who conduct unannounced inspections of centres. Inspectors will expect to see appropriate documentation to substantiate the use of an access arrangement and will take decisive action if the inspection reveals lack of sufficient evidence.

## AFTER THE EXAMINATIONS

GCSE results will be published on  
Thursday 20<sup>th</sup> August 2026.



## NOTIFICATION OF RESULTS

You will be able to collect your results from 09.00am – 11:00am on Thursday 20<sup>th</sup> August 2026. You will not be able to come into school before 09.00am.

You will need to sign for your results. If you wish any other person (including family members) to collect your results on your behalf, you must give your written authorisation to school before results day. Please email [exams@stlukescofe.school](mailto:exams@stlukescofe.school) stating who will be collecting on your behalf.

If you would like your results emailed to you on results day then you will need to advise the Exams Officer by email prior to results day on [exams@stlukescofe.school](mailto:exams@stlukescofe.school)

Candidates who do not collect their results in August will receive notification through the normal post. Letters (not certificates) will be posted on results day and not before. If you change your address after leaving school in June, please inform us of your new address.

No results will be given out by telephone under any circumstances.



## POST RESULTS

If you need post-results advice, both St Luke's teaching staff and a representative from Exeter College will be available on Results Day.

Exam certificates arrive in school about three months after you have received your results and will be available at a Presentation Evening in December.



## APPEALS PROCEDURE/ENQUIRIES ABOUT RESULTS

Please refer to the St Luke's Internal Appeals Procedure on the School Website for full details on the Appeals Procedure and Review of Marking.

## WARNING

All the awarding bodies have very strict rules and regulations. They make it clear that:

- Their official exam sessions must be run under strictly fair conditions, with no form of deception. This rule severely excludes any form of communication between candidates during an exam, as well as any other practice that could conceivably be seen as an attempt to deceive.
- Anyone attempting unfair practices can expect cancellation of exam entries and the charges that this will incur, as well as possible exclusion for examinations for a period of up to 5 years.
- Invigilators **HAVE** to stick to the rules; they **HAVE** to report to the Exams Officer **ANYTHING** that they feel could be suspicious.
- We are inspected by the exam boards to make sure that we carry out the exams in the correct way.



## PRESENTATION OF CERTIFICATES

A Presentation Evening will take place in December when it is hoped that you will be able to attend to receive your certificates. Invitations to students and their parents will be sent out with full details nearer the time.

Students who are unable to attend the Presentation Evening will need to collect their certificates from the school exams office after Presentation Evening and before the end of January 2027. Certificates will not be given to anyone other than the candidate without the candidate's written authorisation. Certificates can only be posted by registered post if payment has been made in advance.

St Luke's is only obliged to keep certificates for a period of one year after issue. If candidates do not collect their certificates within this time (or if they lose their certificates) they can only be replaced by direct application to the appropriate awarding body. A charge is made per awarding body to issue a certified statement of results. This will require proof of identity (such as a birth certificate) and a substantial fee per examination board. You are therefore urged to collect your certificates on Presentation Evening or as soon as possible thereafter and to keep them safely.

YOU WILL NEED THESE CERTIFICATES FOR ANY FURTHER EDUCATION COURSES YOU WILL BE STUDYING OR FOR ANY FUTURE EMPLOYMENT THROUGHOUT YOUR WORKING LIFE.



# GOOD LUCK IN YOUR EXAMINATIONS!



# Frequently Asked Questions



St LUKE'S  
Church Of England School

## What do I do if I think I have the wrong paper?

Invigilators will ask you to check before the exam starts. If you think something is wrong put your hand up and tell the invigilator immediately.

## What do I do if I forget my Candidate Number?

Candidate Numbers are printed on your individual timetables and also on your ID card.

## What do I do if I forget the school Centre Number?

The Centre Number is 54261. It will be clearly displayed in the examination rooms and on your ID card on your desk.

## What do I do if I have an accident or am ill before the exam?

Inform the school at the earliest possible point so we can help or advise you. In the case of an accident that means you are unable to write it may be possible to provide you with a scribe to write your answers but we will need as much prior notice as possible.

You may need to obtain medical evidence (from your GP or hospital) if you wish the school to make an appeal for Special Consideration on your behalf (see below).

## What is an Appeal for Special Consideration?

Special Consideration is an adjustment to the marks or grades of a candidate who is eligible for consideration. The allowance for Special Consideration is from 0% (consideration given but addition of marks considered inappropriate) to 5% (reserved for exceptional cases). Parents should be aware that any adjustment is likely to be small and no feedback is ever provided. Candidates will only be eligible for Special Consideration if they have been fully prepared and covered the whole course but performance in the examination or in the production of coursework is affected by adverse circumstances beyond their control. Examples of such circumstances may be illness, accident or injury, bereavement, domestic crisis. The Examination Officer must be informed immediately, so that the necessary paperwork can be completed (within 7 days of the last exam session for each subject) and the candidate will be required to provide evidence to support such an application.

## What do I do if I feel ill during the exam?

Put your hand up and an invigilator will assist you. You should inform an invigilator if you feel ill before or during an exam and you feel this may have affected your performance. We may be able to sit you nearer the door for that particular exam.

## If I am late, can I still sit the examination?

Provided you are not more than 1 hour late, it may still be possible for you to sit the examination. You should get to school as quickly as possible and report to Reception. A member of staff will escort you to the exam room. You must not enter an examination room without permission after an examination has begun. It may not be possible to allow you any extra time if you start the examination late.

You should also be aware that if you start the exam more than 30 minutes after the published starting time, the school must inform the exam board and it is possible that the Board may decide not to accept your work. Please ensure that you allow enough time to get to school so that if you are delayed (e.g. through transport problems) you will still arrive on time.



# Frequently Asked Questions



St LUKE'S  
Church Of England School

## If I miss the examination can I take it on another day?

No. Timetables are regulated by the exam boards and you must attend on the given date and time.

## What items are not allowed into the examination room?

Only material that is listed on question papers is permitted in the examination room and students who are found to have any material with them that is not allowed will be reported to the appropriate examinations board. In such circumstances, a student would normally be disqualified from the paper or the subject concerned.

Bags and coats and any other items not permitted under examination regulations must be left in the care of the invigilators, locked securely outside of the room. Do not bring any valuables into school with you when you attend for an examination.

No food (apart from cough sweets if required) is allowed in the exam room, water will be accepted. Mobile telephones must not be brought into the exam room even if they are turned off.

## Why can't I bring my mobile telephone into the exam room?

Being in possession of a mobile 'phone (or any other electronic communication device, e.g. iPod, headphones, air pods) is regarded as cheating and is subject to severe penalty from the awarding bodies:

Please see appendices for further information on what sanctions can be implemented.

If there is an emergency that requires that you bring a mobile telephone to school, you must switch it off and leave it in a named envelope in the exams office before entering the examination room. You are responsible for collecting it at the end of the examination.

## How do I know how long the exam is?

The length of the examination is shown in minutes on your individual timetable under the heading 'duration'. Invigilators will tell you when to start and finish the exam. They will write the finish time of the exam on a flip chart or board at the front of the exam room. There will be a clock in all examination rooms.

## Can I leave the exam early?

It is a requirement of the exam boards that you must stay in the examination room for at least one hour after the published start time of the exam (or for the duration of the exam if it is less than one hour). It is not the school's policy to allow candidates to leave the exam room early, as this is disruptive to other candidates. A candidate may not leave the examination room without the permission of the invigilators.

## What do I do if the fire alarm goes?

The examination invigilators will tell you what to do. If you have to evacuate the room leave everything on your desk and leave the room in silence. You must not attempt to communicate with any other candidates during the evacuation.

## Can I go to the toilet during the exam?

Only if it is absolutely necessary. You will be escorted by an invigilator and will not be allowed any extra time.



# Frequently Asked Questions



St LUKE'S  
Church Of England School

## If I have more than one exam on a day can I get lunch at school?

Pupils who have examinations in both morning and afternoon sessions may obtain food at break in the usual way. For afternoon exams it is recommended you bring a packed lunch. Limited selections of food will be available from the canteen.



## Why do I need to check the details on the Timetable?

The details on your Timetable will be used when certificates are printed. If the name or date of birth on your certificates does not match your birth certificate it could cause you problems, if you are asked to show your certificates to a potential employer for college/university at some time in the future. You should also check that the subjects and tiers of entry you are entered for are correct and that no subjects are missing.

## I am entitled to extra time – how will this affect the way I take my exams?

Some students receive an allowance of up to 25% extra time. Where possible such candidates will be seated together to minimize disturbance from other candidates who finish earlier. The invigilators will include the additional time when they display the finishing time of your exam on the board.

## What to do if you are ill on the day of an exam

If you are ill and are unable to attend an exam it is vital that you phone the school first thing in the morning (after 8am 01392 204600) to inform us. Leave a message with the reception staff.

You must also obtain a note from your doctor detailing the reason for non-attendance. There is the possibility of submitting this note to the Examinations Board to ask for special consideration. The Board looks at this in conjunction with other exam marks from the student in that particular subject, coursework marks and other unit marks. This will then sometimes enable them to adjust the mark and grade accordingly. Please note that special consideration only allows up to a 2% increase in the final grade.

If you are feeling unwell, but still able to travel, we suggest you come to the exam and we can assess the situation then. In most cases it is better to take the exam if you can.

If in doubt – PHONE THE SCHOOL 01392 204600 after 8am

If you do not attend an exam without a valid reason, you will be charged for that exam.

# Warning to candidates



 Questions matter <b>AQA</b>	 <b>City &amp; Guilds</b>	 Rewarding Learning <b>CCEA</b>	 <b>NCFE</b>	 Oxford Cambridge and RSA <b>OCR</b>	 <b>Pearson</b>	 <b>WJEC</b>
---	---	--	--	--	---	--



**1**

You **must** be on time for all your examinations.

**2**

**Possession of a mobile phone** or other unauthorised material **is not allowed** even if you do not intend to use it. You will be subject to penalty and possible disqualification from the examination or qualification.

**3**

You **must not** talk to, attempt to communicate with or disturb other candidates once you have entered the examination room.

**4**

You **must** follow the instructions of the invigilator.

**5**

You **must not** sit an examination in the name of another candidate.

**6**

You **must not** become involved in any unfair or dishonest practice in any part of the examination.

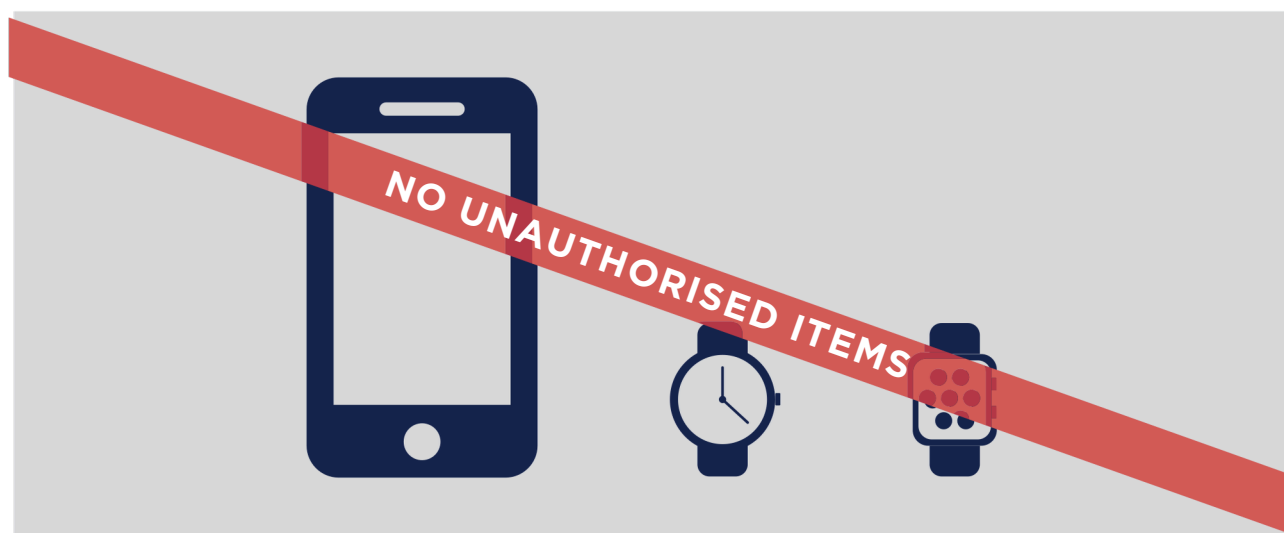
**7**

If you are confused about anything, only speak to an invigilator.

**The *Warning to candidates* must be displayed in a prominent place outside each examination room. This may be a hard copy A3 paper version or an image of the poster projected onto a wall or screen for all candidates to see.**

# NO MOBILE PHONES NO WATCHES

NO TECHNOLOGICAL OR WEB-ENABLED  
POTENTIAL SOURCES OF INFORMATION



Possession of unauthorised items, such as a mobile phone  
or any watch, is a serious offence and could result in

# DISQUALIFICATION

from your examination and your overall qualification.

This poster must be displayed in a prominent place outside each examination room.

While we like to share our experiences online, when it comes to exams and other assessments, we have to be careful.

- Sharing ideas online can be helpful when you're studying or revising

- However, sharing certain information (see information on the right) can break the rules and could affect your results

- If you're not sure what you can and can't discuss online, check with your teacher

- If you receive exam content on social media, you must tell your teacher

- Don't be caught out by scammers selling fake exam papers



**Things to do on social media:**

- Have fun
- Be responsible
- Report any exam or assessment content you see to your teacher

**Things not to do on social media:**

- Buy/ask for/share exam or assessment content
- Pass on rumours of what's in exams or assessments
- Share your work
- Work with others so that your assessment is not your own independent work

**If you do any of the above activities, you may:**

- Receive a written warning
- Lose marks
- Be disqualified from a part of or all of your qualifications
- Be banned from taking exams and assessments for a number of years

Please take the time to familiarise yourself with the JCQ rules:  
[jcq.org.uk/exams-of-ice/information-for-candidates-do-cument-s](http://jcq.org.uk/exams-of-ice/information-for-candidates-do-cument-s)

Type of offence	Warning (Sanction 1)	Loss of marks (Aggregation still permitted) (Sanctions 2-4)	Loss of aggregation or certification opportunity (Sanctions 5-9)
-----------------	----------------------	---	--

**Introduction of unauthorised material into the examination room, for example:**

Own blank paper	used for rough work	used for final answers	
Calculators, dictionaries (when prohibited)	not used	used or attempted to use	
Bringing into the examination room notes in the wrong format or prohibited annotations	notes/annotations go beyond what is permitted but do not give an advantage; content irrelevant to subject	notes/annotations are relevant and give an unfair advantage	notes/annotations introduced in a deliberate attempt to gain an advantage
Unauthorised notes, study guides and personal organisers	content irrelevant to subject	content relevant to subject	relevant to subject and evidence of use
Mobile phone or similar electronic devices (including iPod, MP3/4 player, memory sticks, smartphone, smartwatch, airpods, earphones and headphones)	not in the candidate's possession but makes a noise in the examination room	in the candidate's possession but no evidence of being used by the candidate	in the candidate's possession and evidence of being used by the candidate
Watches (not smartwatches)	in candidate's possession		

**Standard sanctions:**

1. warning;
2. loss of all marks gained for a section;
3. loss of all marks gained for a component;
4. loss of all marks gained for a unit;
5. disqualification from the unit;
6. disqualification from all units in one or more qualifications taken in the series;
7. disqualification from the whole qualification;
8. disqualification from all qualifications taken in that series;
9. barred from entering for examinations for a set period of time.

Exam Date	Exam Series	Exam	Board	Qualification	CAMBRIDGE NATIONAL	Exam Code	Subject	Title	Contemporary issues in Sport:Written Paper English	Exam Time	Exam Duration
08/05/2026	Summer-26	Cambridge OCR	AQA	GCSE	GCSE	R184/01	Sport Studies	Literature Paper 1: Listening and understanding in	Literature Paper 1: Paper 1: Listening and understanding in	AM	1h 15m
11/05/2026	Summer-26	Pearson	Pearson	GCSE	GCSE	8702/1	English Literature	Chinese Foundation Tier Paper 1: Listening and understanding in	Chinese Foundation Tier Paper 1: Listening and understanding in	PM	45m
11/05/2026	Summer-26	Pearson	Pearson	GCSE	GCSE	1CNO 4F	Chinese	Chinese Higher Tier Paper 3: Reading and understanding in	Chinese Higher Tier Paper 3: Reading and understanding in	PM	0h 45m
11/05/2026	Summer-26	Pearson	Pearson	GCSE	GCSE	1CNO 1H	Chinese	Chinese Foundation Tier Paper 3: Reading and understanding in	Chinese Foundation Tier Paper 3: Reading and understanding in	AM	50m
11/05/2026	Summer-26	Pearson	Pearson	GCSE	GCSE	1CNO 3F	Chinese	Chinese Higher Tier Paper 1: Biology 1 Foundation Tier Paper 1:	Chinese Higher Tier Paper 1: Biology 1 Foundation Tier Paper 1:	AM	1h 10m
11/05/2026	Summer-26	Pearson	Pearson	GCSE	GCSE	1CNO 3H	Chinese	Biology 1 Higher Tier Geography Paper 1 Paper 1 (Non-Calculator) Higher Tier	Biology 1 Higher Tier Geography Paper 1 Paper 1 (Non-Calculator) Higher Tier	AM	10m 1h 30m
12/05/2026	Summer-26	Pearson	AQA	GCSE	GCSE	15CO 1BF	Combined Science	History Paper 1 Paper 2: Chemistry 1 Foundation Tier Paper 2:	History Paper 1 Paper 2: Chemistry 1 Foundation Tier Paper 2:	PM	30m 2h 1h
13/05/2026	Summer-26	Pearson	AQA	GCSE	GCSE	15CO 1BH	Combined Science	History Paper 1 Paper 2: Chemistry 1 Foundation Tier Paper 2:	History Paper 1 Paper 2: Chemistry 1 Foundation Tier Paper 2:	AM	30m 2h 1h
13/05/2026	Summer-26	Pearson	AQA	GCSE	GCSE	8035/1	Geography	Chemistry 1 Higher Tier Paper 4: Writing in Chinese Foundation	Chemistry 1 Higher Tier Paper 4: Writing in Chinese Foundation	AM	10m 1h 10m
14/05/2026	Summer-26	Pearson	AQA	GCSE	GCSE	1MA1 1F	Mathematics	Tier Paper 4: Writing in Chinese Higher Tier English Literature	Tier Paper 4: Writing in Chinese Higher Tier English Literature	AM	1h 20m 1h
14/05/2026	Summer-26	Pearson	AQA	GCSE	GCSE	1MA1 1H	Mathematics	Paper 2 French Paper 1 (new) French Paper 1 (new) French Paper	Paper 2 French Paper 1 (new) French Paper 1 (new) French Paper	PM	AM
15/05/2026	Summer-26	Pearson	AQA	GCSE	GCSE	8145/2A/A - 1B/E	History	3 (new) French Paper 3 (new) English Language Paper 1 ICT Unit	3 (new) French Paper 3 (new) English Language Paper 1 ICT Unit	AM	AM
15/05/2026	Summer-26	Pearson	AQA	GCSE	GCSE	15CO 1CF	Combined Science	1 ICT in Society (on screen) Paper 1: Listening and understanding	1 ICT in Society (on screen) Paper 1: Listening and understanding	AM	PM
18/05/2026	Summer-26	AQA	AQA	GCSE	GCSE	15CO 1CH	Combined Science	in Arabic Foundation Tier Paper 1: Listening and understanding in	in Arabic Foundation Tier Paper 1: Listening and understanding in	PM	1h 20m
18/05/2026	Summer-26	AQA	AQA	GCSE	GCSE	1CNO 4F	Chinese	Arabic Higher Tier Paper 3: Reading and understanding in Arabic	Arabic Higher Tier Paper 3: Reading and understanding in Arabic	AM	AM
18/05/2026	Summer-26	Pearson	Pearson	GCSE	GCSE	1CNO 4H	Chinese	Foundation Tier Paper 3: Reading and understanding in Arabic	Foundation Tier Paper 3: Reading and understanding in Arabic	PM	0h 45m
19/05/2026	Summer-26	Pearson	Pearson	GCSE	GCSE	8702/2	English Literature	Higher Tier Polish Paper 1 Polish Paper 3 Polish	Higher Tier Polish Paper 1 Polish Paper 3 Polish	PM	PM
20/05/2026	Summer-26	Pearson	Pearson	GCSE	GCSE	8652/LF	French (new)	Paper 3 Paper 3: Physics 1 Foundation Tier Paper 3: Physics 1	Paper 3 Paper 3: Physics 1 Foundation Tier Paper 3: Physics 1	PM	PM
20/05/2026	Summer-26	Pearson	AQA	GCSE	GCSE	8652/LH	French (new)	Higher Tier Paper 4: Writing in Arabic Foundation Tier Paper 4:	Higher Tier Paper 4: Writing in Arabic Foundation Tier Paper 4:	PM	PM
20/05/2026	Summer-26	AQA	AQA	GCSE	GCSE	8652/RH	French (new)	Writing in Arabic Higher Tier Paper 1: Listening and	Writing in Arabic Higher Tier Paper 1: Listening and	PM	PM
20/05/2026	Summer-26	Pearson	Pearson	GCSE	GCSE	8652/RF	French (new)	understanding in Persian Foundation Tier Paper 1: Listening and	understanding in Persian Foundation Tier Paper 1: Listening and	AM	AM
21/05/2026	Summer-26	Pearson	Pearson	GCSE	GCSE	8700/1	English Language	understanding in Persian Higher Tier Paper 3: Reading and	understanding in Persian Higher Tier Paper 3: Reading and	PM	PM
21/05/2026	Summer-26	Pearson	Pearson	GCSE	GCSE	5539U10-1	ICT	understanding in Persian Foundation Tier Paper 3: Reading and	understanding in Persian Foundation Tier Paper 3: Reading and	AM	AM
22/05/2026	Summer-26	Pearson	AQA	GCSE	GCSE	1AA0 1F	Arabic	understanding in Persian Higher Tier Paper 3: Reading and	understanding in Persian Higher Tier Paper 3: Reading and	AM	AM
22/05/2026	Summer-26	Pearson	AQA	GCSE	GCSE	1AA0 1H	Arabic	understanding in Persian Foundation Tier Paper 1: Listening and	understanding in Persian Foundation Tier Paper 1: Listening and	AM	AM
22/05/2026	Summer-26	Pearson	Pearson	GCSE	GCSE	1AA0 3F	Arabic	understanding in Russian Higher Tier Paper 3: Reading and	understanding in Russian Higher Tier Paper 3: Reading and	AM	AM
22/05/2026	Summer-26	Pearson	Pearson	GCSE	GCSE	1AA0 3H	Arabic	understanding in Russian Higher Tier Paper 3: Reading and	understanding in Russian Higher Tier Paper 3: Reading and	AM	AM
22/05/2026	Summer-26	Pearson	Pearson	GCSE	GCSE	8688/LF	Polish	understanding in Russian Foundation Tier Paper 3: Reading and	understanding in Russian Foundation Tier Paper 3: Reading and	AM	AM
02/06/2026	Summer-26	Pearson	Pearson	GCSE	GCSE	8688/LH	Polish	understanding in Russian Higher Tier Paper 1 Foundation Tier	understanding in Russian Higher Tier Paper 1 Foundation Tier	AM	AM
02/06/2026	Summer-26	Pearson	Pearson	GCSE	GCSE	8688/RH	Polish	Paper 1 Higher Tier Geography Paper 2 Paper 2 (Calculator)	Paper 1 Higher Tier Geography Paper 2 Paper 2 (Calculator)	AM	AM
02/06/2026	Summer-26	Pearson	Pearson	GCSE	GCSE	8688/RF	Polish	Foundation Tier Paper 2 (Calculator) Higher Tier History Paper 2	Foundation Tier Paper 2 (Calculator) Higher Tier History Paper 2	AM	AM
02/06/2026	Summer-26	Pearson	Pearson	GCSE	GCSE	15CO 1PF	Combined Science	French Paper 4 (new) French Paper 4 (new) English Language	French Paper 4 (new) French Paper 4 (new) English Language	AM	AM
02/06/2026	Summer-26	Pearson	Pearson	GCSE	GCSE	15CO 1PH	Combined Science	Paper 2 Level 2 Certificate in Further Mathematics Paper 1 Paper	Paper 2 Level 2 Certificate in Further Mathematics Paper 1 Paper	AM	AM
02/06/2026	Summer-26	Pearson	AQA	GCSE	GCSE	1AA0 4F	Arabic	4: Biology 2 Foundation Tier Paper 4: Biology 2 Higher Tier	4: Biology 2 Foundation Tier Paper 4: Biology 2 Higher Tier	AM	AM
02/06/2026	Summer-26	Pearson	AQA	GCSE	GCSE	1AA0 4H	Arabic	Spanish Paper 1 (new) Spanish Paper 1 (new) Spanish Paper 3	Spanish Paper 1 (new) Spanish Paper 1 (new) Spanish Paper 3	AM	AM
02/06/2026	Summer-26	Pearson	AQA	GCSE	GCSE	1PNO 1F	Persian	(new) Spanish Paper 3 (new) Paper 3 (Calculator) Foundation Tier	(new) Spanish Paper 3 (new) Paper 3 (Calculator) Foundation Tier	AM	AM
02/06/2026	Summer-26	AQA	AQA	GCSE	GCSE	1PNO 1H	Persian	Paper 3 (Calculator) Higher Tier	Paper 3 (Calculator) Higher Tier	AM	AM
02/06/2026	Summer-26	AQA	AQA	GCSE	GCSE	1PNO 3F	Persian			AM	AM
02/06/2026	Summer-26	AQA	AQA	GCSE	GCSE	1PNO 3H	Persian			AM	AM
02/06/2026	Summer-26	AQA	AQA	GCSE	GCSE	1RU0 1F	Russian			AM	AM
02/06/2026	Summer-26	Pearson	Pearson	GCSE	GCSE	1RU0 1H	Russian			AM	AM
02/06/2026	Summer-26	Pearson	Pearson	GCSE	GCSE	1RU0 3F	Russian			AM	AM
02/06/2026	Summer-26	Pearson	Pearson	GCSE	GCSE	1RU0 3H	Russian			AM	AM
02/06/2026	Summer-26	Pearson	Pearson	GCSE	GCSE	15TO 1F	Statistics			AM	AM
02/06/2026	Summer-26	Pearson	Pearson	GCSE	GCSE	15TO 1H	Statistics			AM	AM
03/06/2026	Summer-26	Pearson	Pearson	GCSE	GCSE	8035/2	Geography			AM	AM
03/06/2026	Summer-26	Pearson	Pearson	GCSE	GCSE	1MA1 2F	Mathematics			AM	AM
03/06/2026	Summer-26	Pearson	Pearson	GCSE	GCSE	1MA1 2H	Mathematics			AM	AM
04/06/2026	Summer-26	Pearson	Pearson	GCSE	GCSE	8145/2A/A - 2B/D	History			AM	AM
04/06/2026	Summer-26	Pearson	Pearson	GCSE	GCSE	8652/WF	French (new)			AM	AM
04/06/2026	Summer-26	Pearson	Pearson	GCSE	GCSE	8652/WH	French (new)			AM	AM
05/06/2026	Summer-26	Pearson	Pearson	GCSE	GCSE	8700/2	English Language			AM	AM
08/06/2026	Summer-26	Pearson	Pearson	GCSE	GCSE	8365/1	Certificate in Further Mathematics Level 2			AM	AM
08/06/2026	Summer-26	Pearson	Pearson	GCSE	GCSE	15CO 2BF	Combined Science			AM	AM
08/06/2026	Summer-26	Pearson	Pearson	GCSE	GCSE	15CO 2BH	Combined Science			AM	AM
09/06/2026	Summer-26	Pearson	Pearson	GCSE	GCSE	8692/LF	Spanish (new)			AM	AM
09/06/2026	Summer-26	Pearson	Pearson	GCSE	GCSE	8692/LH	Spanish (new)			AM	AM
09/06/2026	Summer-26	Pearson	Pearson	GCSE	GCSE	8692/RH	Spanish (new)			AM	AM
09/06/2026	Summer-26	Pearson	Pearson	GCSE	GCSE	8692/RF	Spanish (new)			AM	AM
10/06/2026	Summer-26	Pearson	Pearson	GCSE	GCSE	1MA1 3F	Mathematics			AM	AM
10/06/2026	Summer-26	Pearson	Pearson	GCSE	GCSE	1MA1 3H	Mathematics			AM	AM

Exam Date	Exam Series	Exam Board	Qualification	GCSE	GCSE	GCSE	GCSE	Exam Code	Subject	Russian	Geography	Polish	Title	Paper 4: Writing in Russian	Exam Time	Exam Duration
10/06/2026	Summer-26	Pearson	GCSE	GCSE	GCSE	GCSE	GCSE	1RU0 4F	Polish	Combined	Science	Combined	Higher Tier Geography Paper 3 Polish Paper 4 Polish Paper 4 Paper 5: Chemistry	Higher Tier Geography Paper 3 Polish Paper 4 Polish Paper 4 Paper 5: Chemistry	PM	1h 20m 1h
10/06/2026	Summer-26	Pearson	GCSE	Vocational	Awards	Technical	GCSE	1RU0 4H	Science	Persian	Persian	Statistics	2 Foundation Tier Paper 4: Writing in Persian	AM	PM	25m 1h 30m
11/06/2026	Summer-26	AQA	AQA	AQA	Cert	GCSE	GCSE	8035/3	Hospitality and Catering	Certificate in	Catering	Certificate in	Foundation Tier Paper 4: Writing in Persian Higher Tier Paper 2 Foundation Tier Paper 2 Higher Tier Hospitality and Catering Unit 1 The Hospitality and Catering	PM	AM	1h 1h 15m 1h
12/06/2026	Summer-26	AQA	GCSE	GCSE	GCSE	GCSE	GCSE	8688/WF	Further Mathematics	Level 2	Combined	Further Mathematics	Level 2 Certificate in Further Mathematics Paper 2 Paper 6: Industries (on paper) Level 2 Certificate in Further Mathematics Paper 2 Paper 6: Physics 2 Foundation Tier Paper 6: Higher Tier Spanish Paper 4 (new)	AM	PM	10m 1h 10m
12/06/2026	Summer-26	Pearson	GCSE	GCSE	GCSE	GCSE	GCSE	8688/WH	Science	Combined	Science	Spanish (new)	Physics 2 Foundation Tier Paper 6: Higher Tier Spanish Paper 4 (new)	PM	PM	1h 20m 1h
12/06/2026	Summer-26	Pearson	GCSE	GCSE	GCSE	GCSE	GCSE	15CO 2CF	Spanish (new)	Spanish (new)	Spanish (new)	Spanish (new)	Spanish Paper 4 (new)	AM	AM	1h 30m 1h
12/06/2026	Summer-26	Pearson	GCSE	GCSE	GCSE	GCSE	GCSE	15CO 2CH	Spanish (new)	Spanish (new)	Spanish (new)	Spanish (new)	Spanish Paper 4 (new)	AM	AM	20m 1h 45m
12/06/2026	Summer-26	Pearson	GCSE	GCSE	GCSE	GCSE	GCSE	1PNO 4F	Polish	Combined	Science	Combined	Higher Tier Geography Paper 3 Polish Paper 4 Polish Paper 4 Paper 5: Chemistry	AM	PM	20m 1h 45m
12/06/2026	Summer-26	Pearson	GCSE	GCSE	GCSE	GCSE	GCSE	1PNO 4H	Polish	Combined	Science	Combined	Higher Tier Geography Paper 3 Polish Paper 4 Polish Paper 4 Paper 5: Chemistry	AM	PM	20m 1h 45m
12/06/2026	Summer-26	Pearson	GCSE	GCSE	GCSE	GCSE	GCSE	1STO 2F	Polish	Combined	Science	Combined	Higher Tier Geography Paper 3 Polish Paper 4 Polish Paper 4 Paper 5: Chemistry	AM	PM	20m 1h 45m
12/06/2026	Summer-26	WJEC	AQA	AQA	AQA	AQA	AQA	1STO 2H	Polish	Combined	Science	Combined	Higher Tier Geography Paper 3 Polish Paper 4 Polish Paper 4 Paper 5: Chemistry	AM	PM	20m 1h 45m
12/06/2026	Summer-26	Pearson	GCSE	GCSE	GCSE	GCSE	GCSE	5409UB0-1	Polish	Combined	Science	Combined	Higher Tier Geography Paper 3 Polish Paper 4 Polish Paper 4 Paper 5: Chemistry	AM	PM	20m 1h 45m
15/06/2026	Summer-26	Pearson	GCSE	GCSE	GCSE	GCSE	GCSE	8365/2	Polish	Combined	Science	Combined	Higher Tier Geography Paper 3 Polish Paper 4 Polish Paper 4 Paper 5: Chemistry	AM	PM	20m 1h 45m
15/06/2026	Summer-26	AQA	AQA	AQA	AQA	AQA	AQA	15CO 2PF	Polish	Combined	Science	Combined	Higher Tier Geography Paper 3 Polish Paper 4 Polish Paper 4 Paper 5: Chemistry	AM	PM	20m 1h 45m
15/06/2026	Summer-26	Pearson	GCSE	GCSE	GCSE	GCSE	GCSE	15CO 2PH	Polish	Combined	Science	Combined	Higher Tier Geography Paper 3 Polish Paper 4 Polish Paper 4 Paper 5: Chemistry	AM	PM	20m 1h 45m
16/06/2026	Summer-26	Pearson	GCSE	GCSE	GCSE	GCSE	GCSE	8692/WH	Polish	Combined	Science	Combined	Higher Tier Geography Paper 3 Polish Paper 4 Polish Paper 4 Paper 5: Chemistry	AM	PM	20m 1h 45m
16/06/2026	Summer-26	Pearson	GCSE	GCSE	GCSE	GCSE	GCSE	8692/WF	Polish	Combined	Science	Combined	Higher Tier Geography Paper 3 Polish Paper 4 Polish Paper 4 Paper 5: Chemistry	AM	PM	20m 1h 45m